THE DIGITAL WORLD OF ELKA



ELKA

BETTER OVERVIEW.
MORE CONTROL.
MORE POSSIBILITIES!

AN OVERVIEW OF THE DIGITAL ELKA WORLD.

Digital applications enhance ELKA products with convenient functions for service, configuration, operation, access management and automation. Depending on the requirements, the applications can be used centrally, locally at the workstation, or directly on-site via the app or webserver.

This brochure will guide you through ELKA's digital world and show you which applications and devices are compatible.

Clearly structured and easy to compare at one glance.

ELKA

WHICH DIGITAL SOLUTION IS RIGHT FOR YOUR APPLICATION?

ELKA offers a variety of digital solutions for efficiently and conveniently operating modern access roads. This page provides an overview of the key functional areas and their corresponding applications. It allows you to quickly determine which solution meets your requirements and where to find further information.

OPERATION / GATEKEEPING SOLUTIONS

Monitoring and manually operating access points

EJOIN IoT portal

- ONLINE
- CLOUD-PLATFORM
- WEB BROWSER

Page 16 et seq.

Easy Control Operator

- LOCAL
- INSTALLATION SOFTWARE
- WINDOWS PC

Page 24 et seq.

ECON Box & App

- LOCAL
- APP / LOCAL WEBSERVER
- IOS
- ANDROID
- WEB BROWSER

Page 30 et seq.

SERVICE

Support functions for service and maintenance

EJOIN IoT portal

- ONLINE
- CLOUD-PLATFORM
- WEB BROWSER

Page 16 et seq.

Easy Control Configurator

- LOCAL
- INSTALLATION SOFTWARE
- WINDOWS PC

Page 27 et seq.

ACCESS MANAGEMENT

Centrally manage access permissions, e.g. via licence plate recognition

EJOIN IoT portal

- ONLINE
- CLOUD-PLATFORM
- WEB BROWSER

Page 16 et seq.

EntryCam

- LOCAL
- LOCAL WEBSERVER
- WEB BROWSER

Find out more here

CONFIGURATION

Configure access systems clearly and transfer settings

EJOIN IoT portal

- ONLINE
- CLOUD-PLATFORM
- WEB BROWSER

Page 16 et seq.

Easy Control Configurator

- LOCAL
- INSTALLATION SOFTWARE
- WINDOWS PC

Page 27 et seq.

ECON Box & App

- LOCAL
- APP / LOCAL WEBSERVER
- IOS
- ANDROID
- WEB BROWSER

Page 30 et seq.

YEARLY TIMER

Schedule and automate operations on a timed basis

EJOIN IoT portal

- ONLINE
- CLOUD-PLATFORM
- WEB BROWSER

Page 16 et seq.

Easy Control Operator

- LOCAL
- INSTALLATION SOFTWARE
- WINDOWS PC

Page 24 et seq.

ECON Box & App

- LOCAL
- APP / LOCAL WEBSERVER
- IOS
- ANDROID
- WEB BROWSER

Page 30 et seq.

In a direct comparison:

FEATURES FOR SERVICE.

Central Management
Organise sites, devices and service statuses easily and systematically.

Guided error analysis
Narrow down possible causes of errors remotely in advance.

Maintenance history
Review previous service visits and plan future service more effectively.

Input & output naming
Name inputs and outputs to easily identify their functions and assignments.

Document offline barriers
Digital inspection logbook for barriers without network connection.

Live status
Device status, location and operating status at a glance.

Spare parts links
Links to suitable spare parts with a direct ordering option.

Error memory
View a chronological list of the most recent errors that have occurred.

Digital inspection book
Document inspections comprehensively and access them at any time

Cloud access
Access and use functions via browser from any location.

Status reports
Identify errors immediately and minimise downtime.

Support ticket creation
Create a support request directly from the user interface.

Notification archive
List of all switching operations with time stamp.

Digital maintenance records
Record maintenance work digitally and optionally add images.

Local access
Use functions directly on site at the device.

Induction loop analysis
Analyze values over a defined period of time.

Logs
Track user activities, technical events and task executions.

Configuration archive
Review, compare or restore previous settings.

Roles and permissions
Define access rights for technicians, administrators and operators.

IP restrictions
Define which networks technicians can log in from.

PRODUCTS / SOLUTIONS	Central Management	Live status	Status reports	Induction loop analysis	Guided error analysis	Spare parts links	Support ticket creation	Logs	Maintenance history	Error memory	Notification archive	Configuration archive	Input & output naming	Digital inspection book	Digital maintenance records	Roles and permissions	Document offline barriers	Cloud access	Local access	IP restrictions
EJOIN IoT portal Digital platform for managing, monitoring and maintaining access control systems.	✓	✓	✓		✓	✓	✓	✓	✓	✓		✓	✓	✓	✓	✓	✓	✓		✓
Easy Control Configurator Windows software for configuring and diagnosing devices and components.			✓	✓						✓	✓	✓							✓	

In a direct comparison:

FEATURES FOR CONFIGURATION.

Central Management
Organize locations, devices and settings clearly.

Yearly Timer
Define time- and date-based switching operations.

Configure directional logic
Define behavior based on the direction of movement.

Cloud access
Access and use functions via browser from any location.

Group devices by location
Group and manage devices by location.

Automated events
Link events to defined follow-up actions.

Transfer configurations
Transfer saved settings to additional devices.

Local access
Use functions directly on site at the system.

Group barriers into projects
Group and manage barrier systems as projects.

Permission management
Define permissions and assign them to users.

Configuration archive
Compare and restore previous configuration versions.

Differential Counter
Configure count values and occupancy logic individually.

Configuration
Configure and adjust device parameters as required.

Remote maintenance
Allows ELKA read-only access to the configuration for telephone support.

PRODUCTS / SOLUTIONS	Central Management	Group devices by location	Group barriers into projects	Differential Counter	Yearly Timer	Automated events	Permission management	Configuration	Configure directional logic	Transfer configurations	Configuration archive	Remote maintenance	Cloud access	Local access
EJOIN IoT portal Digital platform for managing, monitoring and maintaining access control systems.	✓	✓			✓	✓	✓	✓	✓	✓	✓	✓	✓	
Easy Control Configurator Windows software for configuring and diagnosing devices and components.			✓					✓	✓	✓	✓			✓
ECON Box & App Local gateway and app (iOS, Android) for monitoring, configuring and controlling devices and components.			✓	✓	✓	✓	✓	✓	✓	✓	✓			✓

In a direct comparison:

FEATURES FOR OPERATION/GATEKEEPING.

Digital control panel
Operating parameters clearly combined in one interface.

Manage access permissions
Configure the access for license plates, QR codes, Bluetooth tokens and MobileEntry app

Event log
View a chronological list of events.

Central overview
Display multiple access points on one monitor.

Status notifications
Receive immediate notifications of errors.

Dashboard layouts
Customize the interface layout for a specific location or area of responsibility.

IP restrictions
Define which networks gate-keepers can log in from.

Differential Counter
Evaluate parking space occupancy during operation.

Link an external IP camera
Integrate external IP cameras via a link to view the access situation.

Send Error log
Send an error log directly from the interface to predefined contacts.

Manual operation
Activate actions directly from the dashboard.

Anti-Passback
Prevent multiple use of access permissions.

Yearly Timer
Automate scheduled opening and closing times.

Embed a live stream
Embed a live stream from external IP cameras.

Cloud access
Access and use functions via browser from any location.

Define user roles
Define access rights and assign them to users.

Presence list
View vehicles currently present on site (Anti-Passback).

Automated events
Automate event-based behavior.

Live system status
View the current status of access control systems in real time.

Local access
Manage access points from the gatehouse workstation.

PRODUCTS / SOLUTIONS	Digital control panel	Dashboard layouts	Manual operation	Define user roles	Manage access permissions	IP restrictions	Anti-Passback	Presence list	Event log	Differential Counter	Yearly Timer	Automated events	Central overview	Link an external IP camera	Embed a live stream	Live system status	Status notifications	Send Error log	Cloud access	Local access
EJOIN IoT portal Digital platform for managing, monitoring and maintaining access control systems.	✓	✓	✓	✓	✓	✓	✓	✓	✓		✓	✓	✓	✓		✓	✓		✓	
Easy Control Operator Windows software for operating and managing devices and components.	✓	✓	✓	✓					✓	✓	✓		✓		✓	✓	✓			✓
ECON Box & App Local gateway and app (iOS, Android) for monitoring, configuring and controlling devices and components.			✓	✓					✓	✓	✓	✓	✓			✓	✓	✓		✓

In a direct comparison:

FEATURES FOR ACCESS MANAGEMENT.

Manage locations
Organise and group devices by location.

Bluetooth token
Add tokens and define access permissions.

Differential Counter
Count entries and exits and evaluate occupancy.

Manage license plates
Add license plates and define access permissions.

Licence availability
Licence availability shown on a day-by-day basis in a calendar view.

Cloud access
Access and use functions via browser from any location.

Create QR codes
Create QR codes and define access permissions.

Anti-Passback
Prevent multiple use of access permissions.

Local access
Use functions directly on site at the system.

MobileEntry App
Use smartphones as digital access permissions.

Presence overview
View a list of currently present vehicles.

API interface
For integration with third-party systems.

PRODUCTS / SOLUTIONS	Manage locations	Manage license plates	Create QR codes	MobileEntry App	Bluetooth token	Licence availability	Anti-Passback	Presence overview	Differential Counter	Cloud access	Local access	API interface
EJOIN IoT portal Digital platform for managing, monitoring and maintaining access control systems.	✓	✓	✓	✓	✓	✓	✓	✓	✓	✓		✓
EntryCam ANPR camera for license plate-based access control.	✓	✓									✓	✓

In a direct comparison:

FEATURES OF THE YEARLY TIMER.

Scheduled operations
Automatically execute opening, closing and control commands based on time schedules.

Weekly schedules
Plan recurring processes for weekdays and specific times.

Local access
Use functions directly on site at the system.

Location rules
Define automated behavior for a location.

Holiday rules
Take special days into account for automated control.

Device rules
Define automated behavior for a device.

Execution log
Track successful and failed switching operations.

Cross-site management
Centrally manage schedules for devices at different locations.

Cloud access
Access and use functions via browser from any location.

PRODUCTS / SOLUTIONS	Scheduled operations	Location rules	Device rules	Cross-site management	Weekly schedules	Holiday rules	Execution log	Cloud access	Local access
EJOIN IoT portal Digital platform for managing, monitoring and maintaining access control systems.	✓	✓	✓	✓	✓	✓	✓	✓	
Easy Control Operator Windows software for operating and managing devices and components.	✓		✓	✓	✓				✓
ECON Box & App Local gateway and app (iOS, Android) for monitoring, configuring and controlling devices and components.	✓		✓	✓	✓				✓

Central management
in the EJOIN IoT portal

With the EJOIN IoT portal, you can centrally monitor connected ELKA barriers, traffic bollards and EntryTowers via a web-based interface.

Live status, notifications, maintenance data and alerts provide maximum transparency and enable a fast response, across multiple locations at any time.



Central transparency
All relevant system information combined in one place.

Information advantage
Identify errors before the customer reports them.

Structured service
Prepare service visits and document maintenance work comprehensively.

KEY FACTS

Application type
Cloud-based platform

Access
Online via web browser

Compatible ELKA products
Barriers with MO 24 from 3V3, EntryTower, traffic bollards EP 600-EM, EP 800-EM

Requirements
EntryTower, bollard or barrier with IoT-Ready-LAN module, internet connection at the device location

Optional extensions
Integration with third-party systems via integrated Cloud API

Suitable for
Managing, monitoring, documenting

FUNCTIONS AT A GLANCE

Central overview of devices

With the EJOIN IoT portal, you can centrally monitor the status of connected ELKA systems. Locations, devices, status information and current notifications are clearly presented in the portal. Individual device positions on the location map as well as search and filter functions simplify management and help to identify errors at an early stage.

- **Operating overview**
  View locations, system status and current notifications centrally.
- **Live status**
  View real-time operating information from connected systems.
- **Push notifications**
  Automatically notify defined users in the event of an error.
- **Individual device positioning**
  Position devices at their actual location on the map using drag-and-drop.
- **Device search and filters**
  Find devices by name, serial number, location or other criteria.
- **External IP camera linking**
  Link an external camera to barriers or traffic bollards and access their live feeds directly from the respective device page.

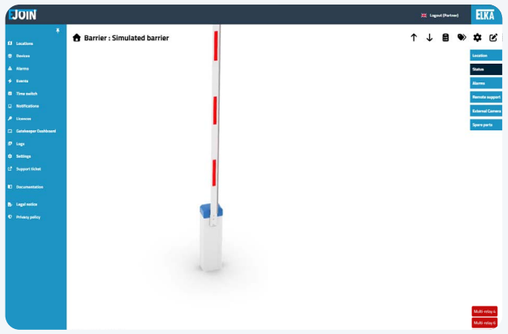

View live device status

Monitor system status and reduce downtime

When systems report an error, EJOIN helps to narrow down the cause and prepare the appropriate solution. Notifications can be checked systematically, system information can be viewed and, if required, devices can be made accessible to ELKA for additional support.

- **Guided error analysis**
  Check possible causes one by one and prepare the appropriate actions.
- **Maintenance history**
  View previous service reports and documented system information.
- **Service access for ELKA**
  Grant ELKA access to devices for additional remote maintenance support when required.
- **Linked spare parts**
  Order suitable linked spare parts directly via the webshop.

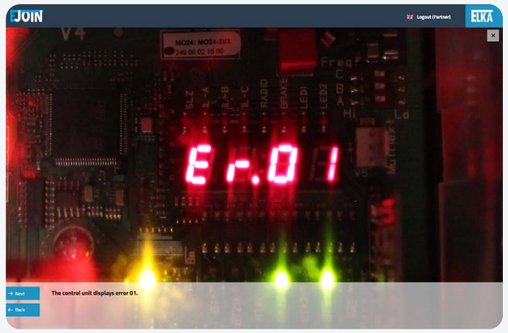

Illustrated error analysis to help identify the cause

Access configurations from any location

In the EJOIN IoT portal, device parameters can be configured via browser. They are organized by functional area, can be compared using saved setting versions and transferred to devices as required.

- **Central configuration**
  Centrally manage device- and location-specific settings.
- **Structured setting areas**
  Configure settings for devices, vehicle counters, induction loops, multi-relays, directional logic, traffic lights, timing behavior, radio remote controls and many other functions remotely.
- **Configuration archive**
  Compare changes and restore previous settings.
- **Transfer configurations**
  Transfer saved settings to additional devices.
- **Input & output naming**
  Assign individual names to barrier and bollard inputs and outputs to easily identify their functions and assignments.



Comprehensive system configuration options

Automate processes and reduce effort

Recurring processes at access points can be controlled in EJOIN based on time or events. These include defined switching operations, location- or device-specific rules and holiday settings.

- **Automated events**
  Link status changes or counter values to defined follow-up actions.
- **Yearly Timer**
  Set up switching operations for barriers and traffic bollards at defined times by location or device and have them executed automatically.
- **Add holidays via CSV**
  Import a holiday list and use it for individual schedules.
- **Execution log**
  Track whether scheduled switching operations have been executed.

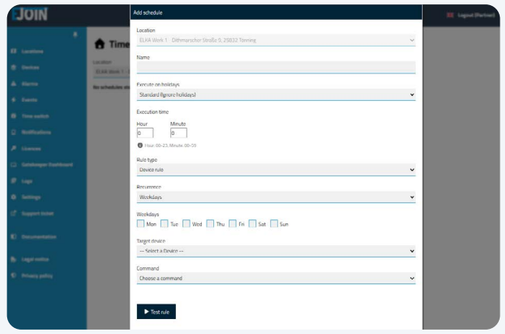

Set schedules for automated behavior on holidays



Yearly Timer

Automate switching operations for opening hours, holidays, closing times or relay actions for locations or devices.

Control access points through the Gatekeeper Dashboard

The gatekeeper dashboard combines information and operating functions in one central interface. Barriers and traffic bollards can be monitored and controlled across multiple locations. Individual layouts provide a clear overview of access points, presence information, device status and permissions.

- **Gatekeeper Dashboard**
  Centrally monitor access points, presence information and device status.
- **Individual layouts**
  Create dashboard views tailored to locations, users or areas of responsibility. Assign multiple layouts per user and display them in a customised order.
- **Quick commands**
  Control barriers and traffic bollards directly from the dashboard.
- **Event log**
  Track successful and failed actions.
- **User roles and dashboard assignments**
  Assign permissions and dashboard layouts to specific users.
- **Linked IP camera**
  View live footage from assigned external IP cameras directly via the device cards in the gatekeeper dashboard.

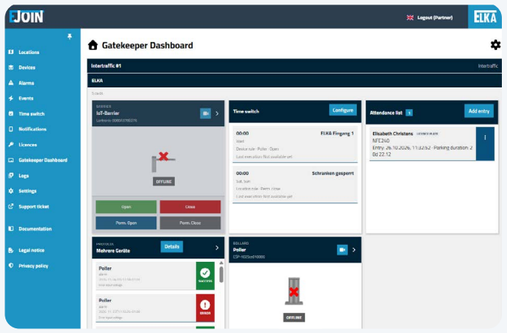

Individually customised Gatekeeper Dashboard

Functions for offline devices

Devices without a network connection can also be managed in the EJOIN IoT portal. They can be added with or without a serial number. Additional functions are available when a serial number is provided.

- **Document and manage maintenance**
  Maintenance intervals can be defined for added devices, with automatic reminders for upcoming maintenance. Digital records of completed maintenance work ensure that service visits remain traceable at all times.

Additional functions with a registered serial number

- **Digital inspection logbook**
  Inspection entries can be recorded using a digital form and accessed online by multiple users at any time. Ten inspection entries are included, with additional entries available through an extra licence.
- **Direct access to spare parts**
  The "Spare parts" button takes users directly from the device overview to the relevant spare parts in the ELKA webshop.
- **Assign device location**
  Each device can be assigned to a location for easier organisation and management.

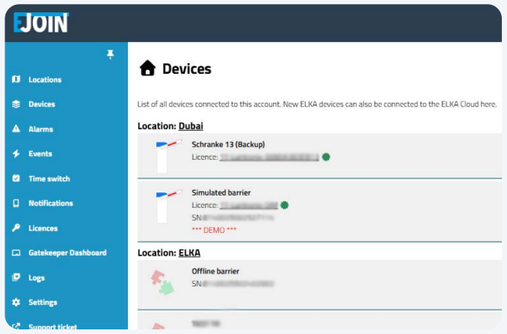

Add offline devices to the portal and use selected functions.

Manage access permissions digitally

In the EJOIN IoT portal, access permissions for various access media can be managed centrally. Licence plates, QR codes, the MobileEntry App and Bluetooth tokens can be managed and limited to specific time periods. Flexible licence usage allows available capacities to be allocated as required.

- **Manage access permissions**
  Centrally manage and limit permissions for vehicles, users and access media.
- **Licence plate recognition**
  Register and manage authorised licence plates in the portal.
- **QR code**
  Provide temporary or defined access via QR codes.
- **MobileEntry App**
  Use smartphones as digital access permissions.
- **Bluetooth tokens**
  Manage contactless access permissions via tokens.
- **Calendar-based capacity overview**
  Allocate licences only for the validity period of an access permission and reuse available capacities.

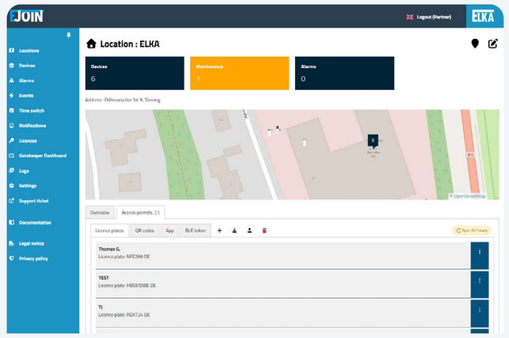

Manage access permissions for the access point

Monitor presence and capacities with Anti-Passback

EJOIN supports the monitoring of presence and capacities, e.g. in company car parks, through the Anti-Passback function. The focus is on tracking entries and exits and preventing the misuse of access permissions through repeated use. The system does not include a payment function.

- **Anti-Passback**
  Prevent multiple use of access permissions.
- **Presence overview**
  Display vehicles or users currently present.
- **Differential Counter**
  Count entries and exits and evaluate occupancy.

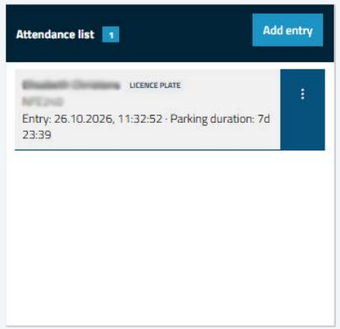

View vehicles currently present

Anti-Passback

Anti-Passback prevents the misuse of access permissions through repeated use.

This increases security and provides reliable transparency of presence and occupancy.



Ideal for company premises and visitor access points

Can be used independently of ticketing or payment systems.

Track events and activities

The EJOIN IoT portal enables central logging of user activities, technical events and automated processes. Timestamps, status information and filter functions make it easier to track specific activities and support error analysis.

- **User logs**
  Logins, logouts and configuration changes are documented for traceability.
- **Technical logs**
  Track connection and status changes, configurations and commands sent.
- **Execution logs**
  Review the execution of events, yearly timers and alarms with timestamps and success status.
- **Targeted filtering**
  Filter logs to quickly find specific events.

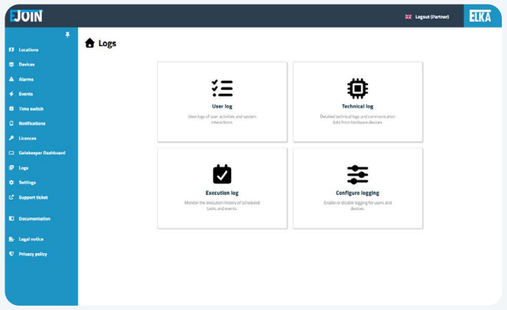

New portal section "Logs"

Secure portal access

Individual security settings allow partners and operators to restrict access to the EJOIN IoT portal. Approved networks and additional authentication protect user accounts against unauthorised access.

- **IP restrictions**
  Define which networks technicians and gatekeepers can log in from.
- **Two-factor authentication**
  Add an extra layer of security to user accounts during login.
- **Logged login attempts**
  Track rejected login attempts from unauthorised networks.

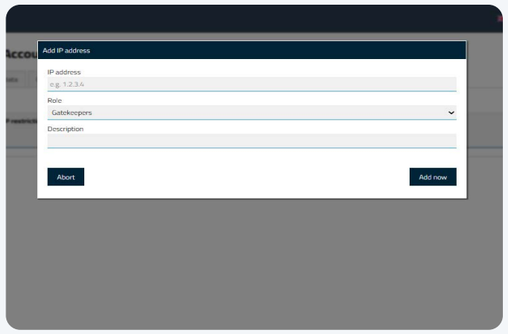

Define IP restrictions for users

Document maintenance and inspections digitally

EJOIN enables the digital documentation of service visits, maintenance work and inspections. Work can be recorded digitally and reviewed during subsequent service visits. This ensures that system information is available to different users at any time.

- **Digital maintenance records**
  Document maintenance work, add photos and access records across users.
- **Digital inspection logbook**
  Record inspections digitally and review them at any time.

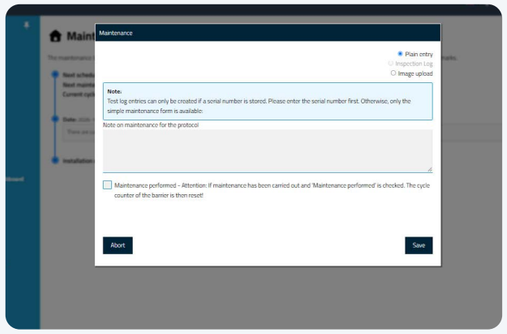

Digital maintenance entry with optional image upload



For the full range of functions of the EJOIN IoT portal:

The EntryTower

Some functions of the EJOIN IoT portal require the connection of an EntryTower as a smart control tower at the access point.

Seamless connection
Easy integration into the EJOIN IoT portal

Flexible access media
Supports license plates, QR codes, the MobileEntry App and Bluetooth tokens

Smart control tower
Future-ready, elegant tower optimized for complex access processes

Functions of the EJOIN IoT portal enabled by connecting an EntryTower:

Manage access permissions
Centrally create, manage and restrict permissions for license plates, QR codes, the MobileEntry App and Bluetooth tokens in the EJOIN IoT portal.

Monitor presence & capacity
Register entries and exits, display current presence information and transparently monitor capacity using the Differential Counter.

Use Anti-Passback
Prevent multiple use of access permissions and logically link entries and exits.

THE HIGHLIGHTS

IOT READY API

REACTIVE LED LIGHTING

EntryScreen
- 15-inch outdoor touchscreen
- Excellent visibility indoors and outdoors

QR CODE READER
- Reliably reads QR codes even from smartphone displays

MobileEntry APP
- Free App
- Smartphone functions as a handheld transmitter



BLUETOOTH TOKEN
- Like a handheld transmitter
- Adjustable signal strength

API INTERFACE
- Integration of custom software possible

LICENSE PLATE RECOGNITION
- High-end image sensor with over 99% reading accuracy
- Reads license plates in real time

OPTIONAL CUSTOM COLOR

EVERYTHING ABOUT THE ENTRYTOWER

Convenient control with the Easy Control Operator.

With the Easy Control Operator control panel software, you can centrally monitor and control up to 16 ELKA barriers via Windows PC.

Live images, status notifications and alerts provide maximum transparency and enable a fast response around the clock.

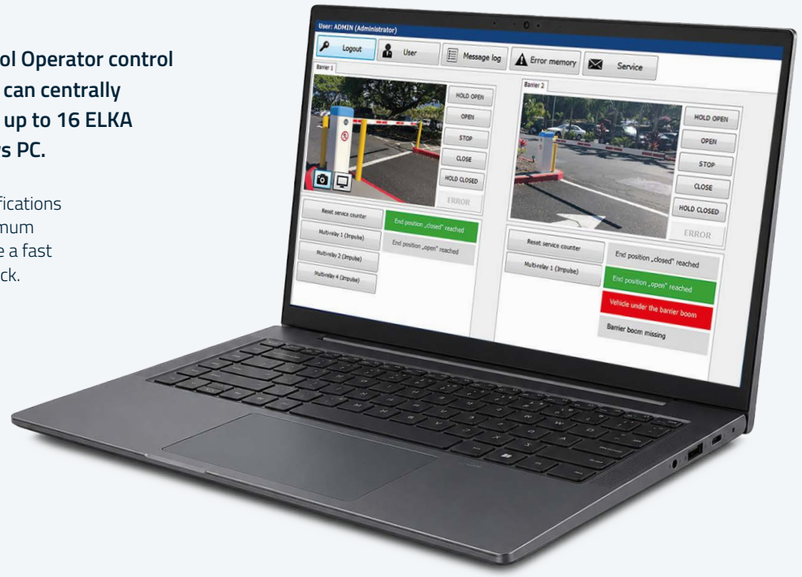

HIGHLIGHTS IN OPERATION

Fast response
Combine operating functions for multiple access points in one workstation.

More transparency
View live images, statuses and notifications directly and respond quicker.

Reduced workload in everyday operation
Automate tasks using practical, optional additional functions.

KEY FACTS

Application type
Windows software

Access
Local desktop PC

Compatible ELKA products
Barriers with MO24 or MO64

Requirements
MO 64: TCP/IP module
MO 24: depending on version, see p. 32.

Optional extensions
Yearly Timer,
Differential Counter

Suitable for
Gatekeeping

FUNCTIONS AT A GLANCE

Centrally monitor and operate barriers

Easy Control Operator allows ELKA barriers to be monitored and controlled from a central PC workstation. The software supports gatehouse operation and combines operating functions, status information and notifications in one clear interface.

- **Central operation**
  Monitor and operate up to 16 ELKA barriers simultaneously.
- **Monitor organisation**
  Define which barrier is displayed on which monitor.
  (ELKA recommends displaying up to four barriers per monitor.)
- **Live monitoring of connected barriers**
  View current condition and status information in real time.
- **Local access**
  Operate barriers from a Windows PC using the installed software.

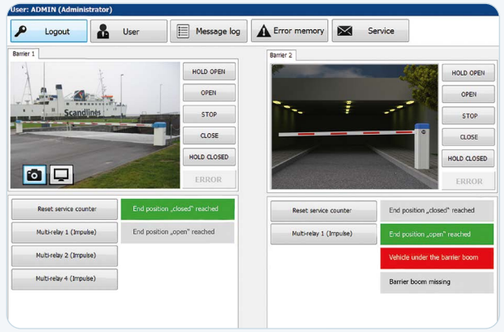

Example dashboard view

Adapt the user interface to your requirements

Functions, status notifications, quick commands and operating elements can be arranged according to individual requirements. This ensures that the workspace provides exactly the surface needed for daily operations.

- **Individual user interface**
  Adapt views and operating elements to the application.
- **Quick commands**
  Execute operating actions directly from the dashboard.
- **Status displays**
  Display selected system states and notifications.
- **User roles**
  Define which users are allowed to use which functions.

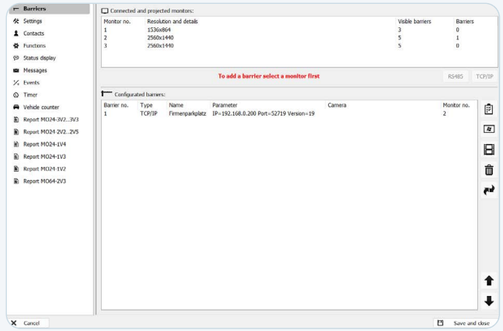

Configuration menu for the dashboard display

Evaluate parking space occupancy

The Operator can optionally be extended with the Differential Counter module. This allows entries and exits to be counted, parking space occupancy to be evaluated and count-based actions to be triggered

- **Differential Counter**
  Count entries and exits and view parking space occupancy.
- **Time-controlled reset**
  Automatically reset the Differential Counter using the optional Yearly Timer module.
- **Count-based actions**
  Trigger defined actions based on vehicle count values.

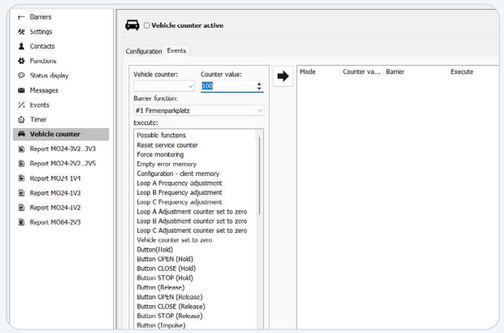

Link vehicle count values to automated actions

Fast support in the event of alarms

Easy Control Operator helps to identify faults quickly and forwards relevant information directly to the responsible service technician.

- **Notification Archive**
  Events and status changes are automatically documented with a time stamp.
- **Error Memory**
  The most recent occurring faults are listed chronologically.
- **Status notifications**
  Send notifications via SMS or email to defined recipients.
- **Service report**
  Create individual reports and send them directly from the software to stored contacts, such as service partners

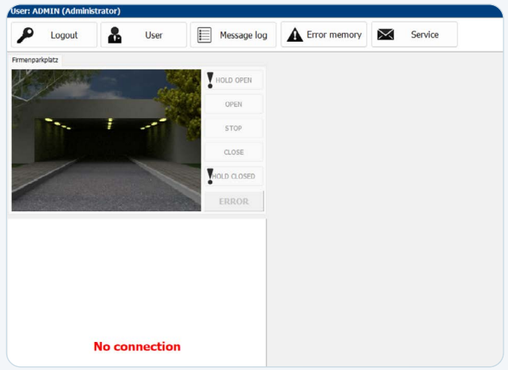

Access the message archive and fault memory directly from the dashboard

Live image via IP camera

Easy Control Operator can integrate camera images into the user interface. When defined events occur, photos can be taken and later retrieved from the photo archive.

- **Camera integration**
  Integrate live images directly into the user interface.
  (Camera not included in the software package.)
- **Take photos upon status changes**
  Have the camera automatically capture images when defined events occur.
- **Photo archive**
  Save recorded images and retrieve them later.



View live images of the access point in the dashboard

Use the Yearly Timer for automated tasks

The Operator can optionally be extended with the Yearly Timer module, which allows actions to be automated based on time schedules.

- **Yearly Timer**
  Create time-controlled tasks for individual barriers.
- **Send barrier status**
  Automatically send status information at defined times.
- **Automatically execute commands**
  Trigger barrier commands and other actions at scheduled times.

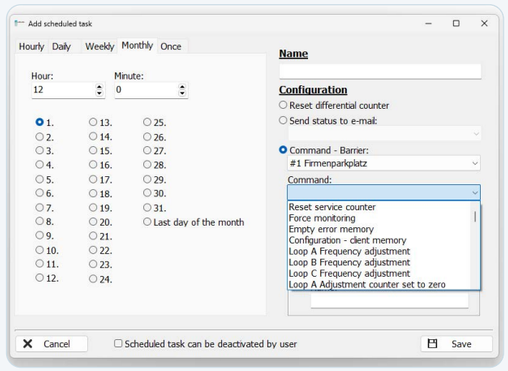

Schedule automated actions using the Yearly Timer.

Configure with ease
with the Easy Control Configurator.

The Easy Control Configurator for ELKA barriers is the local Windows software for configuration, parameterization and documentation.

Settings can be clearly adjusted, saved, transferred and exported as a documentation. This allows barriers to be adapted specifically to on-site requirements and configuration statuses to be documented in a traceable manner.

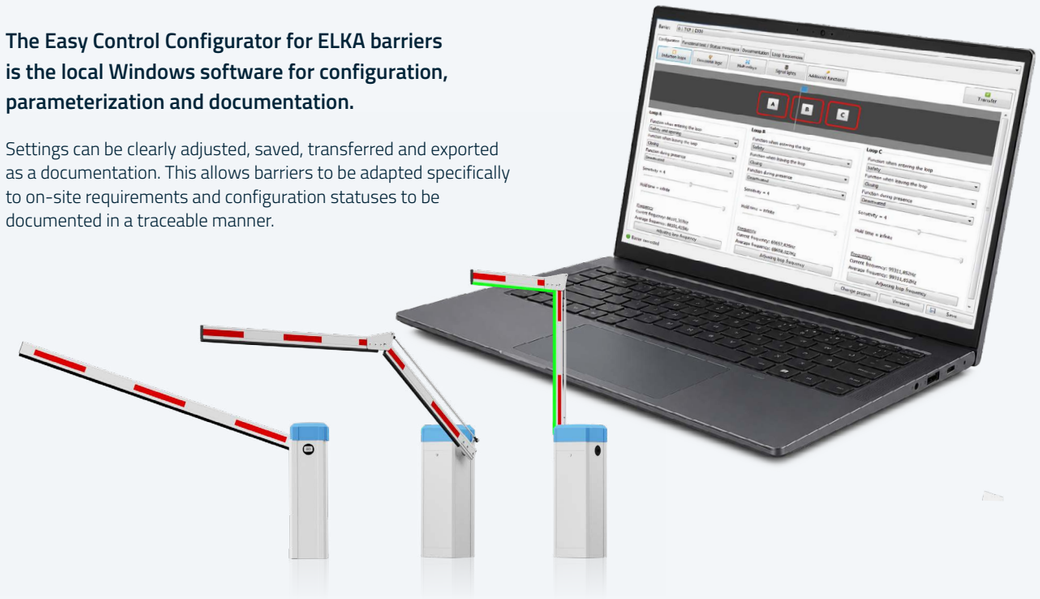

Convenient configuration
Configure barriers at the local workstation.

Visually clear
Settings are presented in a clear and structured way.

Traceable documentation
Document settings and make them traceable.

KEY FACTS

Application type
Windows software

Access
Local desktop computer

Compatible ELKA products
Barriers with MO24 or MO64

Requirements
MO 64: TCP/IP module
MO 24: depending on version, see p. 32.

Optional extensions
None

Suitable for
Barrier configuration

FUNCTIONS AT A GLANCE

Configure barrier settings at the workstation

With the Easy Control Configurator, key barrier parameters can be conveniently configured at the local workstation. The software supports both commissioning and adjustments during ongoing operation.

- **Sensitivity and hold time**
  Adjust loop parameters with a supporting visualisation.
- **Directional logic**
  Define directions of movement and specify the behavior when passing through or driving onto the loop.
- **Counting behavior**
  Configure vehicle counting functions, for example with +1 or -1 counting depending on the direction of travel.

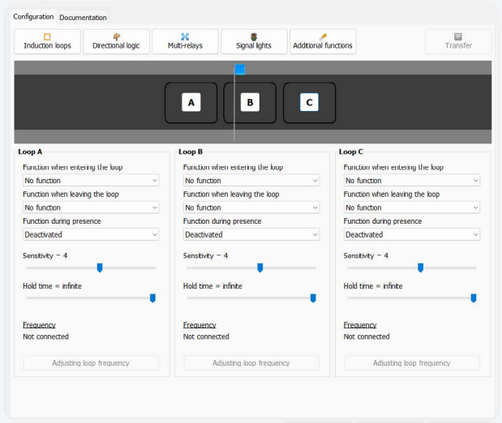

Example configuration of the induction loops at the access point

Configure outputs and signals according to the application

The Easy Control Configurator allows input and output functions to be tailored specifically to the required application. This enables barrier functions and connected components to be coordinated with one another.

- **Multi-function relays**
  Configure all relay functions in a clearly structured overview.
- **Signal lights**
  Configure red lights, warning lights and green lights depending on the barrier status and movement sequence.
- **Warning and status notifications**
  Include operating states and notifications such as faults, maintenance or barrier status in signal processing.

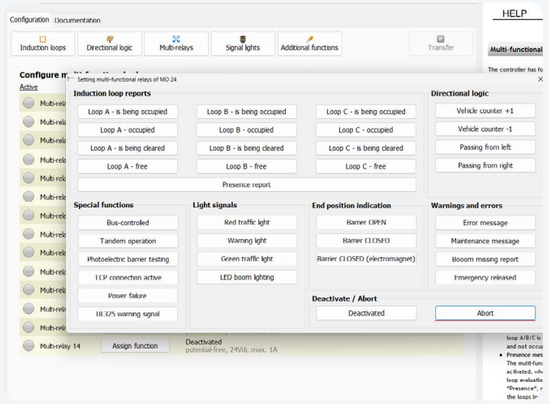

Configuration menu for individual relay functions

Configure advanced parameters

Configure settings for timing behavior, safety functions, counting functions, maintenance intervals as well as additional operating and accessory functions in the Easy Control Configurator.

- **Advanced operating parameters**
  Configure timing behavior, safety functions and barrier operating modes according to the application.
- **Device and system behavior**
  Configure basic barrier characteristics to suit the installation situation and application.
- **Maintenance features**
  Define limit values and maintenance intervals for the system.

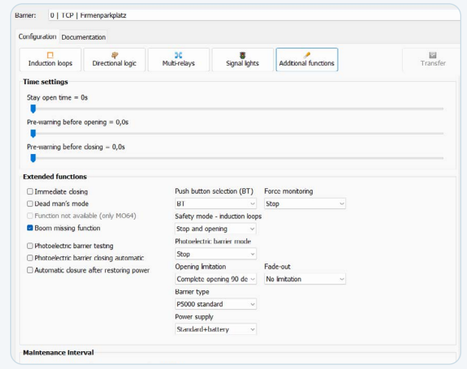

Advanced configuration options

Evaluate notifications and status information

The Configurator supports reliable operation through status displays and event logging. Events that have occurred can be viewed in the message or fault archive, evaluated by time period and exported if required.

- **Status displays**
  View the current status of connected devices and components.
- **Evaluate loop frequencies**
  Use induction loop frequency values for functional checks.
- **Message archive**
  Chronological record of events and status changes.
- **Error memory**
  View the most recent errors and use them for analysis.
- **Service report**
  Create reports containing notifications, faults or configuration information and forward them to stored contacts.

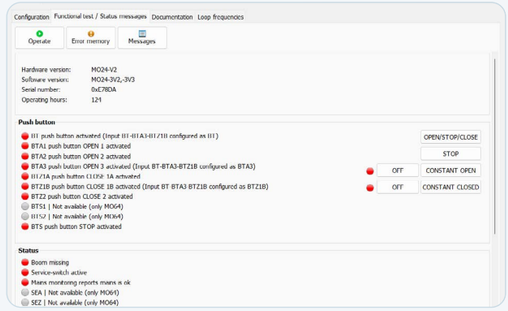

Status notifications at a glance

Save, transfer and document settings

In addition to parameterization, the Easy Control Configurator supports the structured reuse and documentation of settings.

- **Save and transfer configurations**
  Save settings, export them to the customer storage and transfer them to additional barriers.
- **Documentation**
  Compile all barrier settings in a text file, edit them and customize the layout.

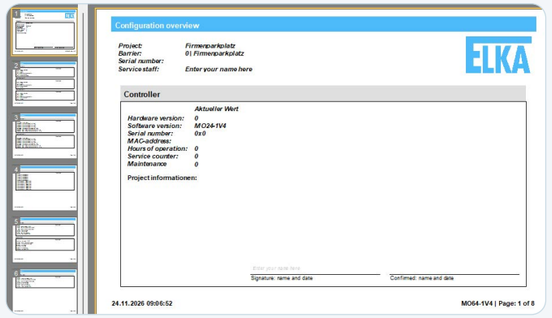

Create individual documentation

Control locally with the ECON Box.

The ELKA ECON Box connects ELKA barriers to the ECON App and additionally provides a local web server-based user interface. This allows connected barriers to be configured conveniently.

Multiple devices can be managed centrally, status information can be viewed, and settings can be adjusted conveniently.
In addition, time- or event-controlled actions can be configured.



Mobile operation
Conveniently control barriers via smartphone or tablet.

Convenient checks
View status information and fault messages locally.

Less effort
Conveniently adjust configurations via app or browser.

KEY FACTS

Application type
Local app and web server solution

Access
ECON App or web browser in the local network

Compatible ELKA products
Barriers with MO24 or MO64

Requirements
ECON Box, module depending on barrier control unit, see p. 32

Optional extensions
None

Suitable for
Mobile operation, local configuration and service

FUNCTIONS AT A GLANCE

Connect and manage barriers locally

The ECON Box is installed in the barrier and connected to the barrier control unit. After startup, it provides its own Wi-Fi network that enables the ECON App or a computer to access the box via Wi-Fi connection.

Local connection
Connect the ECON App or web browser to the local network of the ECON Box.

Manage barriers
Manage and configure connected barriers in the ECON App or via web browser.



View connected barriers

Control barriers and check status

Connected barriers can be directly operated and monitored in the device detail view. A status display shows the current status of the barrier at any time.

Mobile operation
Open and close barriers directly from the ECON App.

Status display
View the connection status and current states of connected barriers.



Operate the barrier using a quick command

Support service and diagnostics directly on site

The ECON Box supports service work at the system by providing fault memory, configuration values and status visualization, which can be used for diagnostics or maintenance.

Events
View a chronological record of events that have occurred.

Induction loop information
Check values and states of induction loops.

Frequency adjustment
Check loop frequencies and adjust them if required.

Configuration report
Generate a report of the current barrier control unit values and use it for documentation.

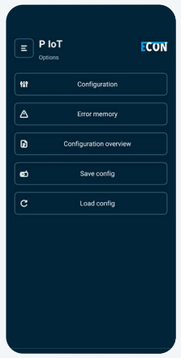

Access the required information from the main menu

Trigger automated actions based on time and events

With the ECON Box, the behavior of connected barriers can be automated using actions. Actions can be triggered either based on time or on defined events and counter values. This allows commands to be executed automatically, email notifications to be sent or counter functions to be processed.

- **Event control**
  Activate actions when defined device states occur.
- **Yearly Timer**
  Send time-controlled commands to connected devices.
- **Count-based actions**
  Evaluate vehicle counters and derive defined actions from them.
- **Email notification**
  Automatically send emails when configured events occur.
- **Automatically execute commands**
  Automatically transmit barrier commands or other defined actions to connected devices.

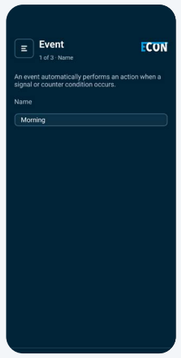

Configure automated actions

Manage users and access

The ECON Box supports multiple users. Users can be created and assigned different permissions, allowing you to define who can use which functions.

- **User management**
  Create, edit or deactivate users.
- **Administrator rights**
  Define who is allowed to change configurations on barriers and the ECON Box.
- **Operating rights**
  Restrict users without configuration rights to operating functions.

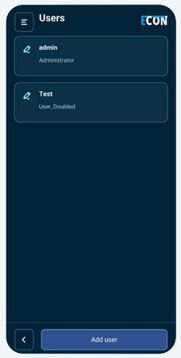

Manage permissions for individual users



MODULES AND CONTROLLERS FOR DIGITAL APPLICATIONS.

Various interfaces are available for connecting ELKA products with digital applications.

Plug-on modules

IoT-Ready-LAN module

For use with:
EJOIN IoT portal, custom connection via SDK / Cloud API.



- Local connection
- Fixed IP address
- TCP/IP
- DHCP
- Modbus TCP
- IoT ready (cloud connection)
- LAN connection
- Plug-on module
- Multiple local TCP connections

COMPATIBLE CONTROLLERS

MO 24 from 3V3

TCP/IP v2.0 DHCP / MODBUS module

For use with:
Easy Control Operator / Configurator, ECON Box with ECON App, custom connection via SDK / Cloud API.



- Local connection
- Fixed IP address
- TCP/IP
- DHCP
- Modbus TCP
- IoT ready (cloud connection)
- LAN connection
- Plug-on module
- Multiple local TCP connections

COMPATIBLE CONTROLLERS

MO 24 from 3V3

TCP/IP module

For use with:
Easy Control Operator / Configurator, ECON Box with ECON App, custom connection via SDK.



- Local connection
- Fixed IP address
- TCP/IP
- DHCP
- Modbus TCP
- IoT ready (cloud connection)
- LAN connection
- Plug-on module
- One local TCP connection

COMPATIBLE CONTROLLERS

MO 24 MO 64

Integrated Controllers

Controller in the EntryTower

For use with:
EJOIN IoT portal, custom connection via Cloud API



- ✖ Local connection
- ✔ Fixed IP adress
- ✔ TCP/IP
- ✔ DHCP
- ✖ Modbus TCP
- ✔ IoT ready (cloud connection)
- ✔ LAN connection
- ✔ Integrated

COMPATIBLE CONTROLLERS

EntryTower controller

Controller in Electromechanical Traffic Bollards

For use with:
EJOIN IoT portal, custom connection via Cloud API



- ✖ Local connection
- ✔ Fixed IP adress
- ✔ TCP/IP
- ✔ DHCP
- ✖ Modbus TCP
- ✔ IoT ready (cloud connection)
- ✔ LAN connection
- ✔ Integrated

COMPATIBLE CONTROLLERS

controller of the electromechanical traffic bolldars

NETWORKS & INFRASTRUCTURE

FROM THE ELKA PRODUCT TO THE DIGITAL APPLICATION.

APPLICATION

EJOIN IOT-PORTAL

Service, configuration, operation/gatekeeping, access management, yearly timer

EASY CONTROL OPERATOR

Operation/Gatekeeping

COMPATIBLE DEVICES

PARKING
MO 24 from 3V3



Connection

INDUSTRIAL
MO 24 from 3V3



Connection

ENTRYTOWER



Connection

TRAFFIC BOLLARDS
EP 600-EM, EP 800-EM



Connection

PARKING



Connection

INDUSTRIAL



Connection

KOLOSS



Connection

IoT-Ready-LAN module
IOT

TCP/IP v2.0 DHCP/MODBUS module
DHCP / MODBUS

TCP/IP module
FIXED IP

Integrated controller

NOTES

- Software and range of functions vary depending on the device and application.
- Additional individual accessories may be required in specific cases (e.g. LAN cables). We will be happy to assist you with planning.

APPLICATION	COMPATIBLE DEVICES		
	PARKING	INDUSTRIAL	KOLOSS
EASY CONTROL CONFIGURATOR Configuration	Connection	Connection	Connection
ECON BOX & APP Configuration, operation/gatekeeping, yearly timer	Connection	Connection	Connection

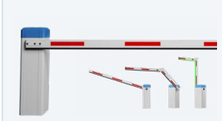





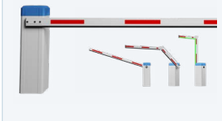

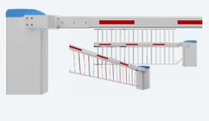



IoT-Ready-LAN module
IOT

TCP/IP v2.0 DHCP/MODBUS module
DHCP / MODBUS

TCP/IP module
FIXED IP

Integrated controller

NOTES

- Software and range of functions vary depending on the device and application.
- Additional individual accessories may be required in specific cases (e.g. LAN cables). We will be happy to assist you with planning.

Integrating ELKA products into existing systems.

By using the following API interfaces, control commands can be sent and status information retrieved with just a few lines of code.

Cloud API in the EJOIN IoT portal

Compatible controllers: MO 24 from 3V3

The integration of IoT and cloud technologies in ELKA products enables virtually location-independent control and monitoring of barriers and other devices via the Internet. Multiple endpoints can access the device simultaneously. Communication takes place via MQTT. Variable names can be exchanged via a JSON- and HTTP-based API.

ELKA SDK

Compatible controllers: MO 24 and MO 64

The ELKA SDK supports software development for connecting ELKA products. The SDK can be used in different system environments. In Windows, the connection can be configured via a configuration program on a PC or server. In Linux, it is available for x64 Intel processors as well as ARM versions for Raspberry Pi and comparable computers.

As a web server, the ELKA SDK can be operated on a PC or embedded device and can simultaneously process requests from multiple endpoints. Communication is carried out via HTTP GET requests using variable names instead of byte-based protocols, making integration into existing systems and applications easier.

API of the ECON BOX

Compatible controllers: MO 24 and MO 64

As a preconfigured embedded solution, the ECON Box provides access to one or more barriers via app or web and connects several end devices simultaneously.

In the background, the ELKA SDK already installed on the ECON Box ensures a wide range of functions. API communication is based on JSON and HTTP and enables efficient control of barriers as well as fast integration into existing systems via the ELKA ReverseProxy, which also allows access via the Internet.

MODBUS TCP

Compatible controllers: MO 24 from 3V3

MODBUS TCP is a communication protocol based on the standardized MODBUS protocol for reliable data exchange via TCP/IP networks. It is widely used in industry to connect controllers, sensors and actuators.

Thanks to its simple implementation and broad acceptance, MODBUS TCP is suitable for many industrial applications. The protocol supports communication between multiple endpoints, provides extensive functionality and can be used flexibly for a wide range of applications.

Binary Protocol

Compatible controllers: MO 24 and MO 64

The ELKA Binary Protocol enables fast and direct communication with a single endpoint and is particularly suitable for real-time applications. Control commands and feedback are transmitted efficiently and reliably via a TCP connection.

The protocol has a simple structure, but requires precise compliance with the specifications. It offers a complete range of functions and enables changes to barriers or other devices in real time.

CONNECT SYSTEMS INTELLIGENTLY.

Open interfaces establish connections between ELKA products, digital services and customer-specific applications. This allows information, statuses and processes to be used across systems and workflows to be made more efficient.

Benefits at a glance

Flexible integration
Connect ELKA systems to existing software and system landscapes.

Central data availability
Provides status, operating and process information across systems.

Automated processes
Link digital processes and reduce manual steps.



Typical areas of application

Transfer data
Systems can exchange relevant information centrally and process it further.

Map statuses
Integrate device status and operating information into higher-level applications.

Link actions
Enable workflows and connect responses across systems.

Extend individually
Integrate into existing processes and adapt to company-specific requirements.



ELKA Licensing System

The ELKA licensing system includes recurring and one-time licences for digital applications, software and interfaces. The licence models are tailored to different functions and scopes of use.

One-time device software licenses

EntryCam
For connecting the EntryCam to the EntryTower controller via interface for use in the EJOIN IoT portal.

QR code reader
For connecting the QR code reader to the EntryTower controller via interface for use in the EJOIN IoT portal.

EntryScreen
For connecting the EntryScreen to the EntryTower controller via interface for use in the EJOIN IoT portal.

Windows software licenses

Easy Control Operator
Single-user license for installing Easy Control Operator on a Windows workstation.

Licenses for optional add-on modules:

- Yearly timer single-user license
- Differential counter single-user license

Easy Control Configurator
Single-user license for installing Easy Control Configurator on a Windows workstation.

License subscriptions for online devices in the EJOIN IoT portal

Manage EntryTower access permissions via the EJOIN IoT portal

Number of access permissions to be managed in the EJOIN IoT portal, regardless of the access control system. Select the appropriate license based on the number of access permissions required. It is valid for one year from activation and renews automatically.

License packages*

5 incl. + 25 | 50 | 100 | 250 | 500

*Based on the number of access permissions

Device management in the EJOIN IoT portal

License per barrier or traffic bollard for the EJOIN IoT portal, per year.

Licenses for digital inspection books in the EJOIN IoT portal

Digital documentation for offline barriers in the EJOIN IoT portal

Includes the function of the digital inspection book in the EJOIN IoT portal for devices that are not connected to the internet.

License packages

10 inspection books incl. + 10 | 20 | 30 | 40 | 50

License subscriptions for data retrieval via API interface

API for flexible integration

The EJOIN IoT portal API enables the connection of ELKA products to existing management, security or customer systems. Tiered API packages are available depending on requirements. The respective query quota applies per month and renews automatically.

License packages*

1,000 incl. + 250.000 | 500.000 | 1.000.000

*Based on the number of queries per month

Local alternatives without license subscriptions: ECON Box and SDK for Windows Server enable local API integrations. The number of queries is not defined by the license, but depends on the hardware used.

11/2026

ELKA-Torantriebe GmbH u. Co. Betriebs KG
Dithmarscher Str. 9, 25832 Tönning / Germany

info@elka.eu
www.elka.eu
+49 (0) 4861-9690-0
+49 (0) 4861-9690-90

Subject to technical changes without prior notice.